

Redwood County Sheriff's Office

Annual Activity Report



2024

Redwood County Sheriff's Office

The Redwood County Sheriff's Office consists of 17 full-time and 2 part-time sworn personnel serving a population of approximately 16,059 people and covering 882 square miles. There are multiple police departments located within the county consisting of the Redwood Falls Police Department, Lower Sioux Police Department, Morgan Police Department, Lamberton Police Department, and Walnut Grove Police Department. The Sheriff's Office also provides contract law enforcement services to the City of Wabasso as well as hourly services to the City of Morgan.

The Sheriff's Office is responsible for a number of civil/law enforcement tasks including but not limited to: civil process, criminal investigations, traffic enforcement, jail transports, court security, court ordered civil transports, search/rescue and body recovery. The Sheriff's Office also maintains a 24/7 dispatch center and 21 bed jail.

This report is not all inclusive but rather a summary of the Redwood County Sheriff's Office community involvement and enforcement activity.



Sheriff Jason Jacobson

Redwood County Sheriff's Office 303 E 3rd St Redwood Falls, MN 56283

Emergency Number: 911
Non-Emergency Dispatch: 507-637-4036

Website: <https://redwoodcounty-mn.us/departments/sheriffs-department/>

Description	2024	2023	2022	2021	2020	2019	2018	2017	
911 Hang up	78	70	48	42	25	16	25	10	
Abandoned Vehicle	23	64	62	42	35	19	41	31	
Accident	122	133	120	118	113	123	81	142	
Active Shooter	0	0	0	0	0	0	0	0	
Alarm	77	76	55	58	61	57	72	57	
Alcohol	5	8	1	19	5	5	7	4	
Animal	179	170	159	156	111	137	131	110	
Arson	0	0	1	0	0	0	0	0	
Assault	8	10	14	15	4	9	17	18	
Assist Other Agency	No agency assigned -	70	94	84	69	40	50	32	458
- Ambulance Service	1	3	1	1	1	0	0		
- Fire Department	3	0	0	0	0	1	0		
- Lamberton Police Department	22	12	34	14	28	13	15		
- Lower Sioux Police Department	111	81	68	61	68	74	72		
- Morgan Police Department	19	38	36	34	44	19	33		
- Other Law Enforcement Agency	45	53	43	49	38	50	87		
- Redwood Falls Police Department	238	194	182	224	173	202	192		
- Walnut Grove Police Department	12	1	10	7	20	13	31		
Assist/Other	177	193	161	49	32	42	27	23	
Attempt to Locate	16	19	10	25	21	10	13	9	
Banishment	0	0	0	0	0	0	0	0	
Burglary	10	12	11	8	15	13	14	23	
Burn Permit	0	0	0	0	0	0	0	0	
Child Custody	8	17	4	7	4	4	6	9	
Child Protection	89	137	138	107	93	126	117	135	
Civil	105	77	62	31	36	36	52	18	
Community Policing	56	38	26	33	7	15	17	9	
Compliance Check	107	144	100	19	3	28	98	48	
Contempt of Court	0	4	0	2	3	0	1	1	
Counterfeit	1	1	0	3	1	3	1	3	
Criminal Damage to Property	5	18	10	25	25	14	17	20	
Criminal Sexual Conduct	16	14	8	9	3	8	3	9	
Death Investigation	21	16	17	21	12	9	11	16	
Directed Patrol	719	656	706	696	697	611	677	837	
Disorderly Conduct	2	1	0	1	2	5	7	10	
Disturbance	58	70	57	66	37	73	52	64	
Domestic	29	36	18	28	25	22	21	20	
Driving Complaint	162	152	87	112	72	84	86	88	
Drugs	26	23	25	23	17	25	41	55	
Emergency Message	3	3	6	5	4	2	1	3	
ERU	5	2	6	0	5	4	9	6	
Escort	7	3	3	6	5	0	2	5	
Evidence Audit	3	4	3	0	0	0	3	0	
Expunged Record	5	9	7	1	3	4	3	0	
Fire	132	142	122	110	99	94	102	98	
Fleeing	6	7	4	4	1	0	3	3	
Forgery	0	0	1	2	1	1	2	2	
Fraud	10	10	16	16	12	16	17	15	
Garbage	10	11	3	15	15	6	5	14	
Gun Permit	375	412	392	563	517	353	427	338	
Harassment	22	33	33	31	21	17	18	15	

Homicide	0	0	0	0	0	0	0	0
HRO/OFD	13	9	5	25	7	6	19	7
Information/Other	214	239	243	263	214	158	159	198
Juvenile	20	29	16	18	17	15	10	5
K9	60	2	1	1	1	6	3	11
Kidnapping	0	0	0	0	1	0	0	0
Description of calls continued	2024	2023	2022	2021	2020	2019	2018	2017
License	33	42	33	35	32	32	34	38
Medical	1274	1308	1293	1180	1343	1852	1837	1706
Mental Health	36	73	13	10	1	3	5	1
Missing Person	8	8	8	7	7	6	5	7
Motorist Assist	108	115	107	140	41	48	44	56
Noise Complaint	21	8	5	16	25	12	44	12
Obstructing	2	0	0	0	0	0	3	0
Officer Complaint	5	4	0	1	0	0	1	0
Ordinance Violation	12	13	11	21	4	5	9	15
Parking	3	15	12	10	5	8	13	5
Pornography	3	5	1	1	2	1	4	2
Predatory Offender	119	153	109	117	126	95	140	106
Presentation	12	2	5	2	2	10	10	6
Prior Incident	0	0	0	0	0	10	13	14
Project Lifesaver	0	0	0	0	0	0	0	0
Property	39	32	43	32	24	23	23	31
Property Crime	1	0	0	0	0	0	1	0
Property Exchange	14	16	5	9	7	13	15	12
Prostitution	0	0	0	0	0	1	0	0
Records Check	187	181	119	137	118	86	116	102
Recover Stolen Property	3	10	3	8	7	4	2	0
Repossession	2	4	5	1	3	5	9	13
Residence Check	86	195	225	93	90	121	174	209
Ride Along	36	18	15	7	4	2	4	0
Robbery	0	0	0	0	0	0	0	1
Runaway	1	5	1	1	2	0	4	4
Salvation Army	0	0	0	0	0	0	0	1
Scam	35	36	42	25	21	23	20	13
Suicidal Person	8	15	14	19	11	10	20	27
Suspicious	127	158	168	153	144	115	138	166
Terroristic Threats	15	12	10	8	9	9	6	9
Testing/Training	34	28	2	44	11	13	2	2
Theft	51	76	56	94	63	43	56	63
- Stolen Vehicle	7	14	2	9	3	5	3	10
Traffic	2933	2442	2375	2793	881	1035	891	986
Traffic Control	7	2	3	4	2	5	3	1
Transport	395	371	270	244	207	333	368	232
Trespass	17	17	6	6	6	9	11	13
UAV (Unmanned Aerial Vehicle)	5	6	11	9	13	15	0	0
Vehicle Off Road	49	140	75	50	48	76	52	45
Violate Court Order	7	6	6	12	9	6	9	10
Void	38	53	55	57	54	81	59	60
Vulnerable Adult	47	80	28	55	23	45	61	41
Warrant	389	430	420	520	398	430	396	379
Weapons	10	6	3	11	6	2	3	3
Weather	25	26	45	23	29	32	24	26
Welfare Check	96	97	64	63	40	53	62	47
Total Calls for Service	9831	9778	8887	9280	6615	7275	7574	7421

Civil Process

Part of the duties of the Sheriff's Office includes processing/serving civil papers. These range from witness subpoenas to debt collections. Below is the number of papers that were submitted to the Sheriff's Office to be processed/served in 2024.

Year	2024	2023	2022	2021	2020	2019	2018	2017
Total Civils	753	783	735	615	564	588	788	726

Criminal Charges

The table below is a summary of criminal charges that resulted from the enforcement activity of the Sheriff's Office.

Criminal Charges	2024	2023	2022	2021	2020	2019	2018	2017
Alcohol & Juvenile Crimes								
- Contributing to Delinquency of a Child - 260B.425.1(a)	0	0	0	0	0	0	0	1
- Driving While Impaired (DWI) – 169A.20	25	29	28	22	15	22	19	25
- Furnish Alcohol to Under 21 Years of Age - 340A.503.2(1)	0	0	1	0	0	0	2	1
- Social Host Ordinance – 05.06.14	0	0	0	1	1	0	0	1
- Under 21 Alcohol Consumption – 340A.503.1(a)(2)	4	3	3	9	3	10	16	20
- Under 21 Alcohol Possession – 340A.503.3	1	3	2	1	0	0	0	2
Assault & Related Crimes								
- 1 st Degree Assault – 609.221	0	0	0	0	0	0	0	0
- 2 nd Degree Assault – 609.222 (Dangerous weapons)	4	7	4	6	1	3	2	5
- 3 rd Degree Assault – 609.223	1	6	4	4	1	1	1	1
- 4 th Degree Assault – 609.2231 (Assaults a Peace Officer)	2	4	3	3	1	0	1	1
- 5 th Degree Assault – 609.224	25	46	23	36	17	6	15	10
- Child Endangerment – 609.378	0	2	0	5	0	8	4	8
- Disorderly Conduct – 609.72	9	9	14	11	11	11	12	10
- Domestic Assault – 609.2242	19	38	15	26	12	20	18	11
- Domestic Assault Strangulation - 609.2247.2	2	3	2	0	4	3	2	1
- False Imprisonment - 609.255.2	2	1	1	2	0	1	1	0
- Interfere with 911 call - 609.78.2(1)	1	0	1	1	1	0	1	1
- Kidnapping – 609.25	2	1	0	3	0	0	1	0
- Malicious Punishment of a Child – 609.377	0	2	1	2	0	0	0	0
- Terroristic Threats – 609.713.1	11	14	9	7	4	3	2	5
Crimes Against Justice								
- Escape custody – 609.485	0	0	0	0	0	1	0	1
- False Name and DOB – 609.506	0	3	0	5	5	3	2	4
- Falsely Reporting a Crime - 609.505	0	0	0	0	0	0	0	1
- Fleeing a Peace Officer – On Foot – 609.487.6	3	7	2	4	2	1	3	1
- Fleeing a Peace Officer – In a Motor Vehicle - 609.487.3	6	4	5	4	2	0	4	4
- Obstructing the Legal Process – 609.50	8	11	1	8	6	3	7	3
- Use of Police Radio Commission of Crime –609.856	0	0	0	0	0	0	0	1
Criminal Sexual Conduct & Related Crimes								
- 1 st Degree Criminal Sexual Conduct – 609.342	2	5	2	2	2	4	3	3
- 2 nd Degree Criminal Sexual Conduct – 609.343	1	3	1	3	0	5	4	7
- 3 rd Degree Criminal Sexual Conduct – 609.344	1	1	1	3	0	0	3	2
- 4 th Degree Criminal Sexual Conduct – 609.345	1	1	0	4	0	1	0	2
- 5 th Degree Criminal Sexual Conduct – 609.3451	3	0	4	2	1	5	1	4
- Indecent Exposure - 617.23.3	0	0	0	0	0	5	0	0
- Interfere With Privacy - 609.746	0	1	1	0	0	0	0	3
- Possession of Pornographic Works Minors – 617.247	0	2	1	0	0	0	0	0
- Prostitution - 609.324	0	0	0	0	0	1	0	3
- Solicit child to engage in sexual conduct - 609.352	0	1	0	0	0	0	0	1

- Stalking - 609.749	5	3	2	7	0	4	4	4	
Drug Charges – See Page 8 for breakdown	21	34	60	45	23	62	73	93	
Homicide & Criminal Vehicular Operation	2024	2023	2022	2021	2020	2019	2018	2017	
- Criminal Vehicular Homicide - 609.2112.1(a)(1)	0	0	0	0	0	0	0	1	
- Criminal Vehicular Operation – 609.2113	0	0	0	0	0	1	0	4	
- Attempted Murder / Manslaughter - 609.19	0	1	0	0	0	0	0	0	
- Murder / Manslaughter	0	0	0	0	0	0	0	0	
Theft & Related Crimes									
- 1 st Degree Burglary – 609.582.1	1	1	0	0	1	0	9	12	
- 2 nd Degree Burglary – 609.582.2	2	4	1	3	3	1	2	3	
- 3 rd Degree Burglary – 609.582.3	2	3	6	5	8	0	1	2	
- 4 th Degree Burglary – 609.582.4	1	2	0	0	1	0	0	2	
- Check Crimes (Forgery, Counterfeit, etc.) – 609.631	0	0	1	2	0	0	0	23	
- Criminal Damage to Property – 609.595	11	20	19	17	17	8	1	3	
- Financial Exploitation – 609.2335	1	0	0	0	0	0	0	0	
Criminal Charges Continued	2024	2023	2022	2021	2020	2019	2018	2017	
- Financial Transaction Card Fraud – 609.821	0	0	2	2	1	0	1	0	
- Possession of Burglary Tools – 609.59	11	21	20	17	17	0	1	1	
- Receiving Stolen Property - 609.53.1	5	7	7	8	4	3	3	4	
- Robbery – 609.245	1	0	1	0	0	0	5	0	
- Theft - 609.52	31	52	39	73	32	4	3	22	
- Theft of Motor Vehicle - 609.52.2(a)(17)	3	10	5	7	5	2	2	4	
- Trespass - 609.605	3	2	3	1	1	4	0	2	
Violate Court Order									
- Domestic Abuse No Contact Order (DANCO) - 629.75.2	2	3	3	7	4	4	12	7	
- Harassment/Restraining Order (HRO) - 609.748.3	0	0	0	0	0	0	1	0	
- Order For Protection (OFP) - 518B.01.14	0	0	1	9	2	1	4	5	
Weapons Offenses & Related Crimes									
- Carrying Weapon without Permit – 624.714	0	4	2	4	3	4	0	1	
- Dangerous Weapons (Reckless Discharge Etc.) – 609.66	2	5	1	2	2	1	2	2	
- Illegal Possession of Firearm – 624.713	4	6	5	2	0	3	4	1	
- Illegal Transport of a Firearm – 97B.045	0	0	1	1	0	0	1	0	
- Prohibited possession tear gas/stun gun – 624.731.3(b)	0	0	0	0	0	2	0	0	
Note: Multiple charges can result from a single incident	Total	239	387	308	405	213	221	254	339

Redwood County Jail

Redwood County has a 21 bed jail facility but the MN Department of Corrections requires the county to keep the average daily population (ADP) of the jail at just below 17. The majority of inmate overflow is housed at the Renville County Jail located in Olivia, MN.

Below is a chart that shows the number of bookings the Redwood County Jail processed, along with the average daily inmate population.

Year	2024	2023	2022	2021	2020	2019	2018	2017
Total number of jail bookings	656	670	625	718	670	822	725	779
Average daily jail inmate population (Housed in Redwood County Jail)	14.7	20.82	19.29	14.26	13.49	16.47	13.4	**Unavailable**
Average daily overall inmate population (Includes inmates housed in Renville County Jail)	23.5	27.8	26.53	27.29	Unavailable	30.3	32.4	28.33
Total Population – Male	490	493	465	506	466	612	553	n/a
Total Population – Women	175	185	158	194	204	224	200	n/a
Total days confined	7,144	7,597.93	7,040.22	5,204	4,935	6,012	7,170	n/a



(Main Entrance to the Redwood County Jail)

Traffic Safety/Enforcement

Below is a breakdown of traffic enforcement activities. The chart is not an all-inclusive list of traffic violations.

Traffic Citations	2024	2023	2022	2021	2020	2019	2018	2017
Driver's License Violations								
- Driving After Cancellation – 171.24.3	8	7	3	10	2	7	2	4
- Driving After Cancellation Inimical to Public Safety – 171.24.5	10	8	6	9	6	6	6	4
- Driving After Revocation - 171.24.2	66	57	70	54	45	56	50	51
- Driving After Suspension – 171.24.1	26	32	23	35	8	31	21	15
- Instruction Permit Violation – 171.05.1(a)	4	6	3	1	1	4	4	3
- No Valid Driver's License – 171.02.1	39	48	37	44	15	13	20	19
Moving Violations								
- Careless / Reckless Driving 169.13	3	4	7	5	1	4	3	6
- Failure to Drive in Single Lane - 169.18.7(a)	1	0	0	0	8	2	2	5
- Failure to Drive with Due Care – 169.14.1	1	1	9	9	0	1	1	4

- Fail to Yield Right of Way & Stop Sign Violations – 169.20	3	3	13	27	11	2	3	7
- Speeding Violations – 169.14	224	153	229	415	147	76	130	162
- Unlawful Passing – 169.18	4	3	3	5	0	2	1	1
- Use of Wireless Communications Device - 169.475.2(a)	6	4	3	8	2	0	1	3
DWI / Drug & Alcohol Violations								
- DWI – 169A.20	25	29	28	22	15	22	19	25
- Ignition Interlock Violation – 171.09.1(g)	5	2	4	1	0	0	1	0
- Open Bottle – 169A.35.3	8	12	12	13	4	4	12	13
- Possession of Marijuana in a Motor Vehicle – 152.027.3	N/A	9	14	10	8	2	6	6
- Cannabis open Package Law – 169A.36 (NEW 08/2023)	17	1	N/A	N/A	N/A	N/A	N/A	N/A
- Under 21 Drink and Drive - 169A.33.2	2	2	0	0	1	1	2	0
- Violation of Restricted License – Alcohol/Drugs – 171.09.1(f)(1)	5	1	1	1	0	0	0	1
Equipment/Non-Moving Violations								
- Leave Scene of an Accident – 169.09	3	2	2	1	3	2	2	5
- Muffler Required – 169.69	0	0	0	0	4	0	0	0
- No Child Restraint Violation – 169.685.5	0	0	1	6	1	6	2	2
- Seatbelt Violation – 169.686	2	2	11	16	4	5	21	24
- Tint too dark (50% or lower) – 169.71	2	1	2	4	10	1	0	3
- Unsafe Equipment – 169.47.1	1	0	0	0	0	0	0	1
Registration/Insurance Violations								
- Alter/Deface Registration – 168.36.3	0	1	1	1	2	4	4	2
- Expired Registration -168.09.4	33	26	39	34	28	13	7	12
- Fail to Register MV W/In 10 Days – 168A.30	0	0	0	0	3	1	1	0
- Intent to Escape MV Tax (Gross Misd) - 168.35	1	2	2	0	0	1	1	1
- Motor Vehicle Title – Fail to Transfer Title - 168A.30.2(2)/168.101.2a	2	1	0	0	3	0	2	1
- No Proof of Insurance – 169.791	12	11	28	22	29	37	38	60
- Operate Unregistered Vehicle – 168.09.1	4	0	1	1	1	0	1	0
- Uninsured Vehicle – 169.797.2	2	0	2	0	3	5	3	4
Total	519	419	554	754	365	308	366	444

Traffic Safety Grant

The Redwood County Sheriff's Office in 2024 continued to participate in the Towards Zero Deaths (TZD) traffic safety grant. As a grant member the Sheriff's Office is awarded funds for traffic enforcement.

TZD Activity	2024	2023	2022	2021	2020	2019	2018	2017
Hours Worked	43	71.5	91.10	58.25	21	91.75	93.5	107.75
Miles Driven	896	1,758	1750	1439	402	2,213	1,813	2,869
Arrests	0	0	0	2	0	1	7	1
DWI Arrests	0	0	0	2	0	0	1	1
Citations Issued	11	11	34	31	8	24	42	44
Total Traffic Stops	84	112	132	106	33	141	126	141
Vehicles Towed	0	0	0	0	0	0	6	0

Drug Enforcement & Activity

Like many communities in Minnesota and across the country Redwood County has drug activity that occurs within its borders. To help combat drug activity the Sheriff's Office is part of the BLRR Drug Task Force which consists of Brown, Lyon, Redwood, and Renville counties. Deputies also carry 2 packages of Naloxone (Narcan) in their squads for responding to incidents of opioid overdoses. Naloxone is a medication designed to rapidly reverse the potentially lethal effects of an opioid overdose.

BLRR Drug Task Force/Drug Seizures

The Redwood County Sheriff's Office has one full-time deputy assigned to the BLRR task force. Below are the amounts of drugs seized by the task force in 2024 (this includes all four counties). **Note: 28.3495 grams = 1 ounce**

Drug	Weight	2024	2023	2022	2021	2020	2019	2018	2017
Cocaine	grams	22	12	539	29	0	22	11	n/a
Fentanyl Pills	Pill	399	0	40	N/A	N/A	N/A	N/A	N/A
Fentanyl Powder	grams	3	0	1	N/A	N/A	N/A	N/A	N/A
Heroin	grams	0	6	13,211	1	5	0	54	4
Cannabis	grams	0	1541	1,067	27,562	7,942	4,678	9,157	856
Cannabis Concentrate (wax/oil)	grams	8	126	384	1,994	467	122	143	274
MDMA (Molly/Ecstasy)	grams	0	0	0	18	0	31	2	1
Methamphetamine	grams	1569	2491	737	37,483	360	3,700	1,312	1,426
Mushrooms	grams	1	10	0	46	0	2	11	n/a
Prescription Pills	pill	267	1066	159	3,934	355	161	201	727
Synthetic Marijuana	grams	0	0	0	0	18	308	3,584	0
Unknown Substance	grams	39	52	5	0	3	12	34	n/a
DMT	grams	7	N/A	N/A	N/A	N/A	N/A	N/A	N/A
Edibles	per one	0	0	0	1,170	200	N/A	N/A	N/A
LSD	grams	0	13	7	44	N/A	N/A	N/A	N/A
Vape Cartridges	per one	0	0	10	882	N/A	N/A	N/A	N/A

Other Stats	2024	2023	2022	2021	2020	2019	2018	2017
Children involved	0	5	3	11	4	18	33	27
Drug arrests	46	52	35	64	31	47	63	64
Non drug arrests	29	15	14	9	15	27	24	42
Search warrants	121	106	114	108	44	34	36	46
Total cases	124	126	118	142	132	139	129	136
Weapons seized	10	2	5	34	60	50	9	12

Drug Seizures – Not Task Force Related

Below are the amounts of drugs seized in Redwood County by Deputies through traffic stops or calls for service.

On August 1st, 2023, Minnesota legislature made the use of recreational cannabis legal for those over the age of 21. Possession of two ounces or less in public is no longer a crime. However, the use of cannabis and driving under the influence of cannabis is still illegal. The possession of Marijuana in a motor vehicle is also illegal unless in its original packaging and not within reach of the driver. Minnesota legislature also made the possession of drug paraphernalia and hypodermic needles legal.

Drug	Weight	2024	2023	2022	2021	2020	2019	2018
Acid	units	0	0	2	0	0	0	0
Heroin	grams	0	0	0.8	1.1	0.5	0	0
Cannabis	grams	70.27	167.012	236.72	305.4	98.5	28.21	2,341.4
Cannabis Wax	grams	0	0	3.9	1	0.8	.24	.38
Methamphetamine	grams	94.278	17.319	33.666	93.7	5.1	43.61	13.6
Prescription Pills	pill	3	14	Unknown	unknown	26	18	70
Psilocybin (Shrooms)	grams	8	0	11	0	0	2.63	0
THC Candy	grams	0	0	0	0	3	0	0
THC Edibles	grams	6	0	0	0	0	0	0
THC Oil	grams	54	0.036	4	0	0	2	2
Suboxone	Sheets	0	0	7	N/A	N/A	N/A	N/A
MDMA/Molly	grams	3.59	N/A	N/A	N/A	N/A	N/A	N/A
Cocaine	grams	13.5	N/A	N/A	N/A	N/A	N/A	N/A
Fentanyl	grams	.36	0.047	N/A	N/A	N/A	N/A	N/A

Below is a breakdown of drug related charges stemming from the enforcement activity of the Redwood County Sheriff's Office.

Drug Charges	2024	2023	2022	2021	2020	2019	2018	2017
Drugs – 1 st – 5 th Degree Possess/Sell Schedule I-V								
☐ 1 st Degree Controlled Substance – 152.021	2	0	1	1	0	1	2	0
☐ 2 nd Degree Controlled Substance – 152.022	2	0	1	2	0	1	7	0
☐ 3 rd Degree Controlled Substance - 152.023	3	1	2	0	0	2	3	3
☐ 4 th Degree Controlled Substance - 152.024	2	1	1	0	0	6	5	4
☐ 5 th Degree Controlled Substance - 152.025	18	14	24	12	5	26	20	36
Legend Drugs – Unlawful to possess/sell – 151.37.1	3	3	0	1	1	2	2	2
Methamphetamine – Store/possess in presence of children – 152.137	1	1	0	0	0	1	8	5
Possession of Drug Paraphernalia – 152.092	N/A	15	29	29	11	8	14	23
Possession of Hypodermic Needles – 151.40.1	N/A	1	6	2	3	6	0	3
Possession of a Small Amount of Marijuana - 152.027.4(a)	N/A	6	14	16	4	7	6	10
Possession of a Small Amount of Marijuana in a Motor Vehicle - 152.027.3	N/A	9	14	10	8	2	6	7
Cannabis open Package Law – 169A.36 (NEW 08/2023)	17	N/A	N/A	N/A	N/A	N/A	N/A	N/A
Note: Multiple charges can result from a single incident	48	51	92	73	32	62	73	93
Total								

Drug Take Back Program

The Redwood County Sheriff's Office also participates in the drug take back program. Here prescription drugs can be surrendered free of charge. The drop box is located in the lobby of the sheriff's office.

Year	2024	2023	2022	2021	2020	2019	2018	2017
Total weight (lbs) of drugs taken back	314.17	278.77	288.51	330.51	387.5	397.25	360.72	472

K-9 Program

The Redwood County Sheriff's Office has two K9's; Echo and Hos. Below are their statistics for the years.

K9 Activity	2024	2023
Total K9 Calls	60	2
Assist Other Agency	19	1
Apprehensions	0	0
Searches	11	0
Tracking	6	0
Vehicle Sniffs	28	1
Training Hours	934.9	781.5

K9 Echo and K9 Hos are trained to alert to the odor of narcotics. Below are their statistics for the years.

Note that they do not alert to the odor of marijuana but if marijuana is present within the vehicle illegally, it is apprehended.

Drugs Seized	Weight	2024	2023
Methamphetamine	grams	68.423	1
Psilocybin Mushrooms	grams	17.5	N/A
Powdered Morphine	grams	0.59	N/A
Fentanyl	pills	4	N/A
Cocaine	grams	0	N/A
Heroin	grams	0	N/A
Marijuana	grams	211.2	N/A

ECHO

Echo is a 2.5 year old German Shepard and was named by the students of Redwood County! Echo is trained and certified in narcotics detection, apprehension, suspect searches and tracking. Echo has been in service with the Redwood County Sheriff's Office since August of 2023. Echo is utilized for school searches, search warrants, traffic stops, and other incidents where controlled substances may be suspected or to be present. He and Deputy Anderson are also a part of the BLRR ERU team. Deputy Anderson and K9 Echo were awarded the MSCIC Law Enforcement Meritorious Service Award for their extraordinary service in assisting the Redwood Falls Police Department during an active threat in the summer of 2024.



HOS

Hos is a 1.5 year old Belgian Malinois. Hos is trained and certified in narcotics detection, apprehension, suspect searches and tracking. Hos has been in service with the Redwood County Sheriff's Office since July of 2024 with his handler Deputy Kaiser. Hos is utilized for school searches, search warrants, traffic stops, and other incidents where controlled substances may be suspected or to be present. Hos stands for Head of Security and was named by the citizens of Redwood County!



Emergency Response Unit
(SWAT – Special Weapons And Tactics)

The Brown-Lyon-Redwood-Renville Emergency Response Unit (BLRR ERU) consists of deputies/officers from participating agencies within the four counties. Team members are provided with specialized equipment and training to handle high risk incidents.



Examples for activating the Emergency Response Unit are:

- High risk arrests and search warrants (armed and dangerous subjects)
- Hostage rescue
- Barricaded subjects
- Active shooter response
- Other high risk incidents where the subject is likely armed and dangerous

The Brown-Lyon-Redwood-Renville Emergency Response Unit (BLRR ERU) was activated a total of 5 times in 2024. A summary of the activations are below:

03/03/2024- Renville County: ERU was activated for a domestic assault search warrant in the city of Sacred Heart. After negotiations, the suspect exited the residence and was taken into custody. BLRR ERU was paged at 1235hrs and the suspect was taken into custody by 1424hrs.

04/17/2024- City of Marshall: ERU was activated for an assault search warrant in Marshall, MN. A welfare check was done on a male who shot at an officer on scene (the officer was not hit). Negotiations were attempted but no contact was made. Commands were given to the suspect but they would not exit the residence. After a drone attempt, gas was used inside of the residence. Another shot was fired from inside the residence at the MRAP from a window. After a while, a male exited the residence and was taken into custody.

7/16/2024- City of Redwood Falls: A negotiator team requested for a male on top of a multi-story building threatening to commit suicide. After approximately 3 hours, the subject agreed to get down and go to the hospital with a family member. He was later taken into custody by the Redwood Falls Police Department.

08/02/2024- City of Marshall: ERU was activated for a hostage situation in the City of Marshall. A male suspect had shot multiple rounds off in a hotel room. It was later learned that the subject had left the room but it was unknown where he was within the building. After a phone ping was complete, it was learned that the subject was no longer in the area and the ERU team cleared.

09/15/2024- Assist Other Agency: ERU was activated to assist the Kandi-Meeker SWAT on a weapons search warrant in rural Clarkfield, MN. Prior to ERU's arrival, the Kandi-Meeker SWAT team made entry into the residence where they were shot at and returned fire. Gas was then introduced into the residence and after a while, the male exited the residence. The male was struck by an impact round and then shot at members with a shotgun. Members returned fire where the subject was hit twice. After treatment, the male subject was brought to jail.



Unmanned Aerial Vehicle (UAV)

In 2019 Redwood County was able to acquire a DJI Matrice 200 Series (M210) UAV. It has a DJI Zenmuse ZT2 flir camera as well as the Z30 30x optical zoom camera. The UAV cost was approximately \$30,000 of which the majority was covered by grants from the State of Minnesota. The UAV can be used for bridge inspections, mapping, and engineering.

The Redwood County Sheriff's Office primarily uses the UAV for search & rescue type applications, including searching for missing persons, people that have fled law enforcement, and mapping crime scenes.

In December of 2023, the Sheriff's Office received the Matrice 210 V2.

The UAV was deployed by the Redwood County Sheriff's Office 9 times in 2024. 5 of the 9 were actual deployments described below, the rest were for training purposes.

03/13/2024- Deployed to assist the Redwood Falls Police Department for a vehicle that fled at a high rate of speed.

03/13/2024- Deployed to assist the Lower Sioux Police Department on an OFP violation.

08/21/2024- Deployed to search for a missing individual near rural Lamberton.

11/10/2024- Deployed to assist the Redwood Falls Police Department in searching for a person who was reported to be yelling near the high school.

12/24/2024- Deployed to search for a missing juvenile who was later located.



Community Involvement




Redwood County Sheriff's Office helping out at the firearms safety course.






Deputy Agre, Deputy Ebbers and Deputy Schroeder assisted at Farmfest in 2024 as their security. Local EMS was also there where they played mini golf with the community!



Chief Deputy Torgerson led the Sanborn Watermelon Days Parade!



RCSO had a booth at the Redwood County Fair in 2024 to talk about Code Red. Deputy Kaiser and Deputy Reynolds helped out!



Deputy Anderson and K9 Echo met many during community policing events in 2024






Deputy Schroeder, Deputy Kaiser, Sergeant Clancy and Deputy Reynolds provided security at Vicki's Camp N' Country Jam and were able to meet Cooper Alan



RCSO deputies along with local EMS and the owners of Vicki's Camp N' Country Jam!



Deputy Anderson, K9 Echo and Sergeant Clancy helped out at the RCSO Trunk or Treat held at the LEC!



2024 Annual Shop with a Cop!



Sergeant Clancy and Deputy Reynolds participated in the annual shop with a cop!

